

Daymap Parent Portal Quick Start Guide



Daymap Connect is an extension of the Daymap Learning Management System which provides parents with access to key school and student information both at home and on the go. Our easy-to-use system allows parents to create and manage their own accounts for Daymap Connect, requiring only one login and password per parent (with the option to provide multiple logins) to access details for all students enrolled in the school.



The screen above is the Daymap Connect **log in screen**. This can be found by using the URL address that your school has provided.

If you are a new user then select the **“New User?”** option. On the next screen you will be required to enter your email address (this must be the email registered at the school) and a student code (this will be provided by your school). Once you have entered the details a username and password will be sent instantly to your email account.



The Home Tab

This is the main page of the Parent Portal. The Parent Portal is navigated via vertical tabs along the left side.

If you have more than one child enrolled at the school their names will be available on the drop down box in the top left corner. Select the appropriate student to see his / her information.

The left hand section is the Student Activity Feed of recent activity for the selected student.

You will view:

- ◆ Student Notes;
- ◆ Student Diary Notes;
- ◆ Student Records;
- ◆ Assessment Tasks;
- ◆ Daymap Reports published to the Parent Portal.

On the right of the screen is a list of recent messages sent.

Debra Akenfield [Log Out](#)

Student: ▼




A screenshot of the Daymap Connect Parent Portal interface. On the left is a vertical navigation menu with tabs for Home, My Messages, This Week, Attendance, Assessment, Reports, and My Account. The main content area is split into two columns. The left column, titled "Student Activity", shows a list of tasks and notes for Samantha Akenfield, including an attendance note and two overdue assignments (Photo Story Task and Outcomes Based Assessment). The right column, titled "My Messages", shows a message from Andrew Johnston (AJ) dated 8/10/2013 regarding an information packet for a Year Level Excursion to Canberra. At the top right of the messages section is a "Messaging" icon. The bottom of the screen shows the start of a new week: "Week 11 starting Monday, 22 September 2014".

Assessment - Schedule

The Schedule Tab displays Assessment Tasks scheduled throughout the year. This can be viewed by class or for all classes. Selecting the Assessment Task will open Assessment Task information.

Debra Akenfield [Log Out](#)
 Student:



[Home](#)
[My Messages](#)
[This Week](#)
[Attendance](#)
[Assessment](#)
[Current Tasks](#)
[Schedule](#)
[Assessment Plan](#)
[Results](#)
[Reports](#)


Schedule

	S	M	T	W	T	F	S	S	M	T	W	T	F	S	S	M	T	W	T
January																			
February																			
March																			
April																			
May																			

Assessment - Assessment Plan

This Tab lists Assessment Tasks and Assessment Plans in a diary view. Assessment Plans are a new type of Lesson Note. As above, selecting the Assessment Task will open Assessment Task information including any work electronically submitted.

Debra Akenfield [Log Out](#)
 Student:



[Home](#)
[My Messages](#)
[This Week](#)
[Attendance](#)
[Assessment](#)
[Current Tasks](#)
[Schedule](#)
[Assessment Plan](#)
[Results](#)
[Reports](#)

Assessment Plan

Science 7R
 Published: 20/02/2014
Assignment
 Gravity Prac Reports Task
 Andrew Johnston

Grade: A
 Mark: 15 / 0
 Comments: My kids are great!

Week 6 starting Monday, 3 March 2014

English 7R
 Published: 7/03/2014
Assignment
 The Runner Map Story Task
 Andrew Johnston


Grade: A
 Mark: 18 / 0
 Comments: Great work.

Assessment - Results

The Results Tab lists Assessment Task Results that have been published against the student. Results can be viewed by class or by all classes. You can open the task to view teacher feedback and student work. These results are also published in the Student's View of Daymap.

Debra Akenfield Log Out

Student:



- Home
- My Messages
- This Week
- Attendance
- Assessment
- Current Tasks
- Schedule
- Assessment Plan
- Results**
- Reports

Results

All Classes Year: 2014 Listing Tabular


Task English 7R Published: 17/11/2014	Assignment Photo Story Task Andrew Johnston Grade: B Mark: 10 / 0 Comments: Excellent detail.
Task English 7R Published: 29/10/2014	Assignment Chapter Summaries Andrew Johnston Grade: B Comments: Good effort.
Task Maths 7R Published: 13/08/2014	Assignment Woodleigh Demo Andrew Johnston Grade: A Mark: 14 / 0 Comments: Great work.

Reports


The Reports Tab lists Daymap Student Reports that have been published to the Parent Portal.

Debra Akenfield Log Out

Student:



- Home
- My Messages
- This Week
- Attendance
- Assessment
- Reports**
- My Account

 Demo 2014.pdf
Demo 2014 Final

My Account

This Tab allows you to change your password and provides access to all of your contact details. If any of these details are incorrect, please contact your School Administration.

Debra Akenfield Log Out

Student:



- Home
- My Messages
- This Week
- Attendance
- Assessment
- Reports
- My Account**

My Details

If any of the below details are incorrect or out of date, please report to School Administration

First Name: Debra	Surname: Akenfield
Title: Mrs	Home Phone: 555-5555
Mobile: 0411 551 51	Business Phone: 555-5555
Email: Nathan@loopsoftware.com.au	
Address	
Town: Melbourne	PostCode: 3000
State: Vic	Country: Australia

Change Password

Please click [here](#) to change your account password