

2023 annual report to the Community

Golden Grove High School

Golden Grove High School number: 1834

Partnership: Golden Way



School principal:

Peter Kuss

Signature



Date of endorsement:

12/02/2024



Context Statement

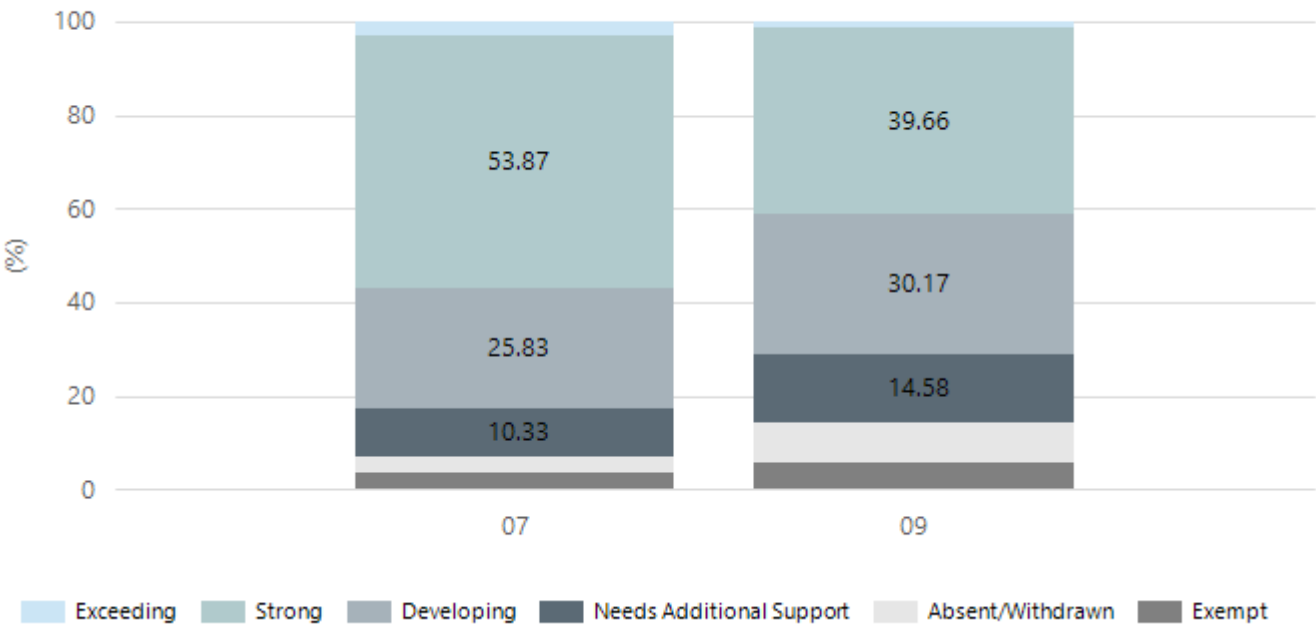
Golden Grove High School caters for students from 7-12. At the time of this report, the enrolment in 2023 is 1569. Golden Grove High School is classified as Category 5 on the Department for Education Index of Educational Disadvantage. At the time of this report, the school population includes 3% Aboriginal students, 14% students with disabilities, 5% students with English as an additional language or dialect (EALD) funded background, 1% children/young people in care. Further information about the school is available on the school's website (including its context statement), as well as the My School website.

Performance Summary

NAPLAN Proficiency

In 2023, the Australian Curriculum, Assessment and Reporting Authority (ACARA) - a Commonwealth Independent statutory authority - announced changes to NAPLAN performance reporting. This new way of reporting by ACARA that NAPLAN results from 2023 will not be comparable to previous years. The new approach replaces the previous numerical NAPLAN bands and the national minimum standard.

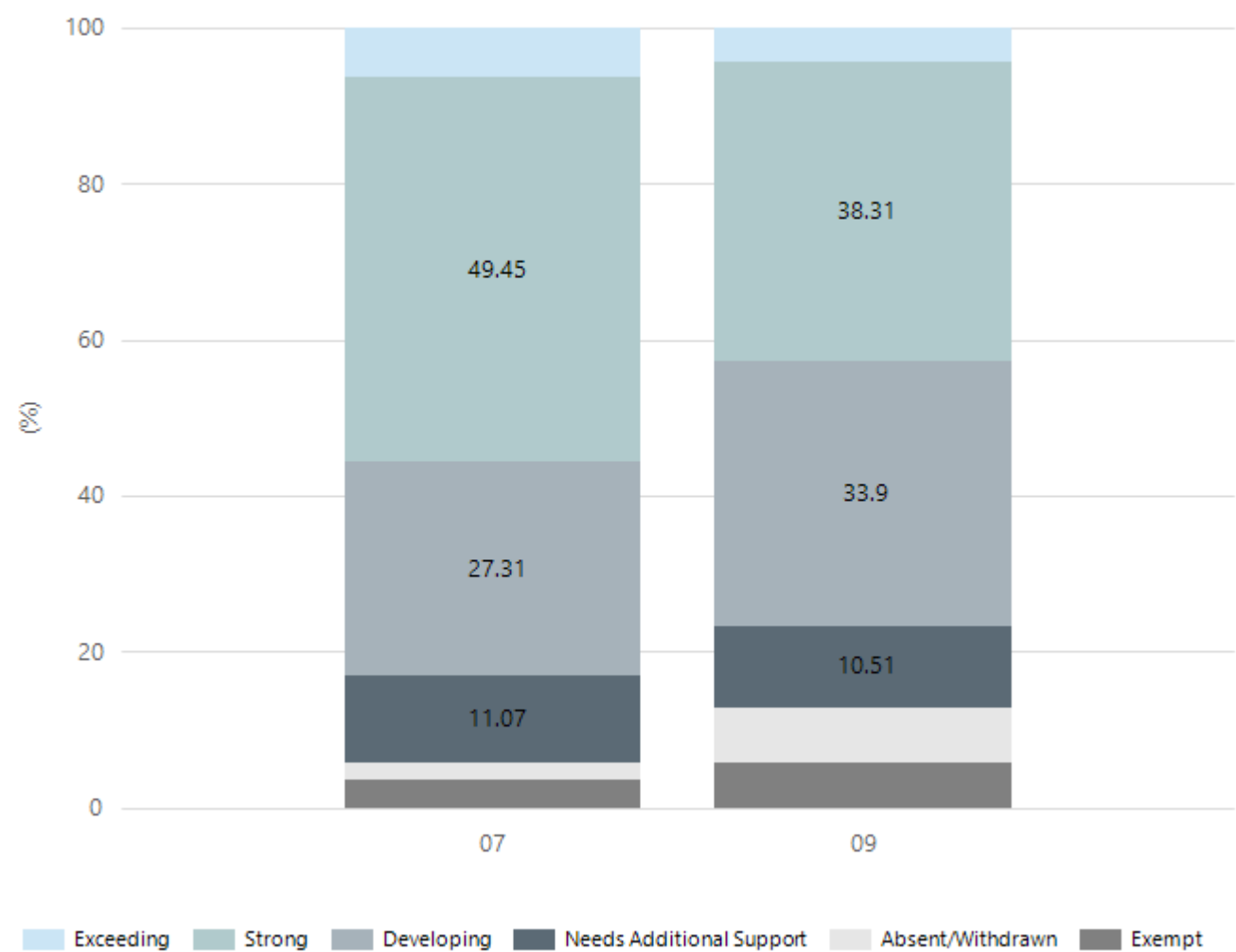
Numeracy



Year Level	07	09
Exceeding	8	4
Strong	146	117
Developing	70	89
Needs Additional Support	28	43
Absent/Withdrawn	9	25
Exempt	10	17
Total	271	295

Data Source: Department for Education Assessment Data Holdings, 2023. When there are less than six students in a cohort, no data is supplied.

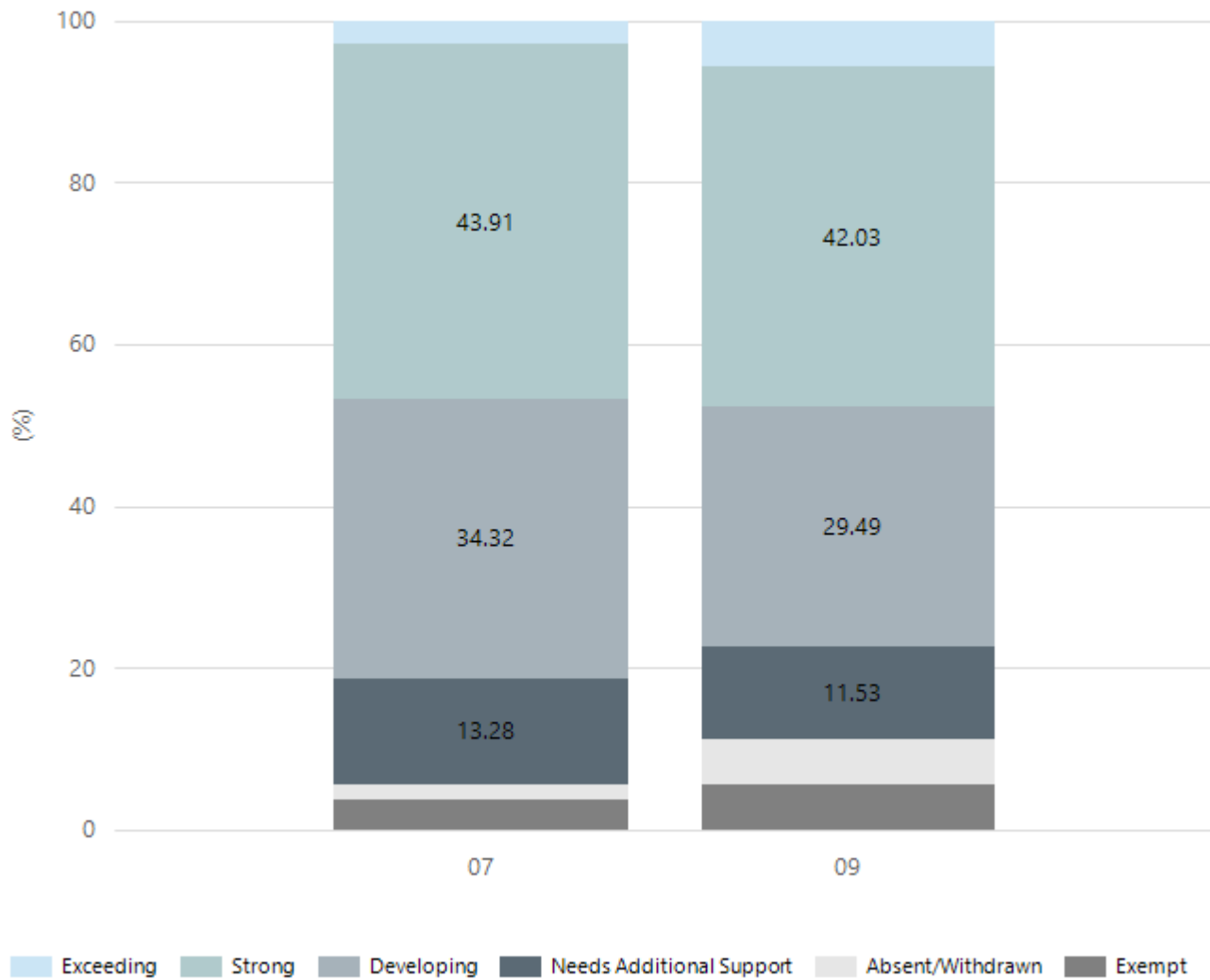
Reading



Year Level	07	09
Exceeding	17	13
Strong	134	113
Developing	74	100
Needs Additional Support	30	31
Absent/Withdrawn	6	21
Exempt	10	17
Total	271	295

Data Source: Department for Education Assessment Data Holdings, 2023. When there are less than six students in a cohort, no data is supplied.

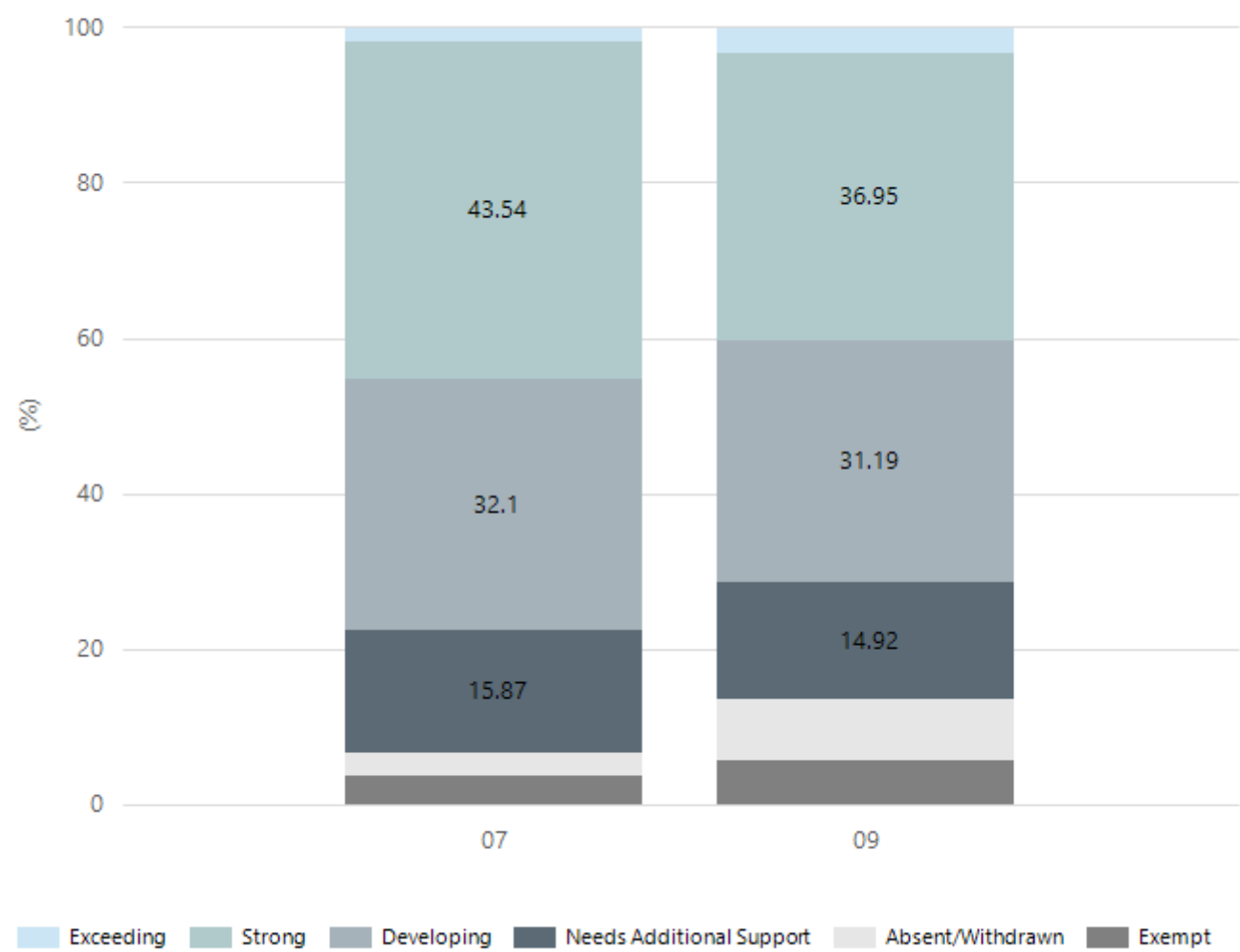
Writing



Year Level	07	09
Exceeding	8	17
Strong	119	124
Developing	93	87
Needs Additional Support	36	34
Absent/Withdrawn	5	16
Exempt	10	17
Total	271	295

Data Source: Department for Education Assessment Data Holdings, 2023. When there are less than six students in a cohort, no data is supplied.

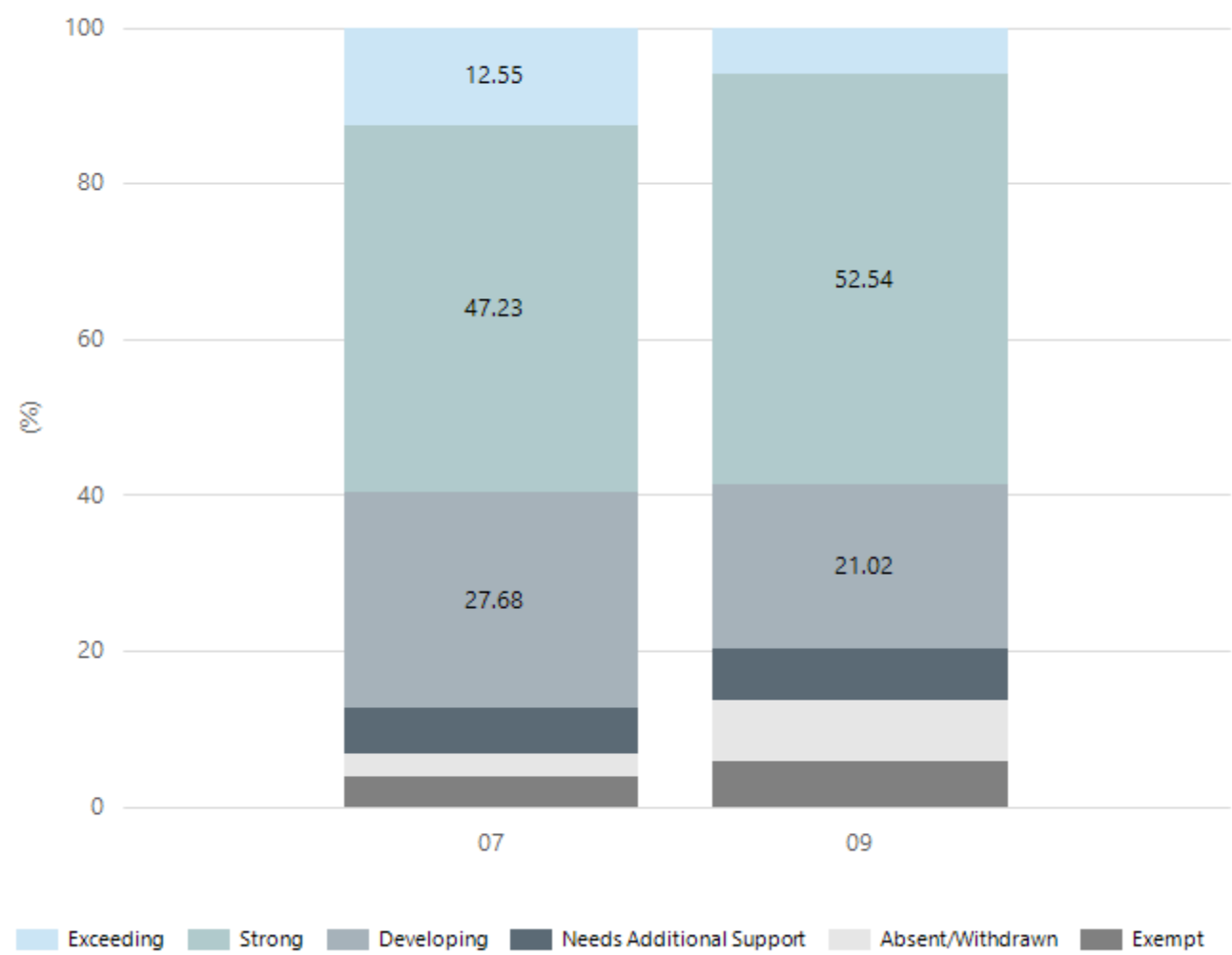
Grammar



Year Level	07	09
Exceeding	5	10
Strong	118	109
Developing	87	92
Needs Additional Support	43	44
Absent/Withdrawn	8	23
Exempt	10	17
Total	271	295

Data Source: Department for Education Assessment Data Holdings, 2023. When there are less than six students in a cohort, no data is supplied.

Spelling

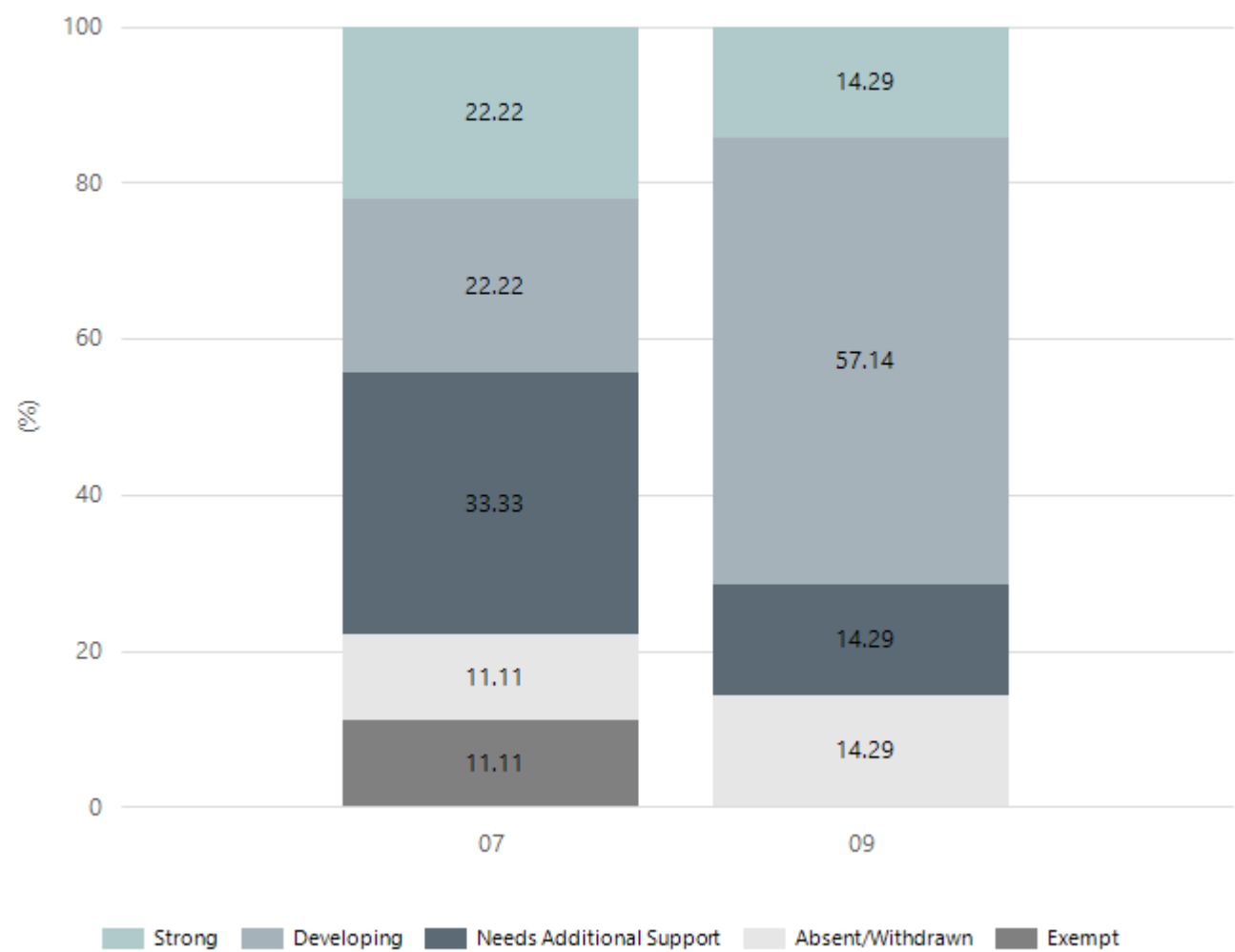


Year Level	07	09
Exceeding	34	18
Strong	128	155
Developing	75	62
Needs Additional Support	16	20
Absent/Withdrawn	8	23
Exempt	10	17
Total	271	295

Data Source: Department for Education Assessment Data Holdings, 2023. When there are less than six students in a cohort, no data is supplied.

NAPLAN Proficiency - Aboriginal Learners

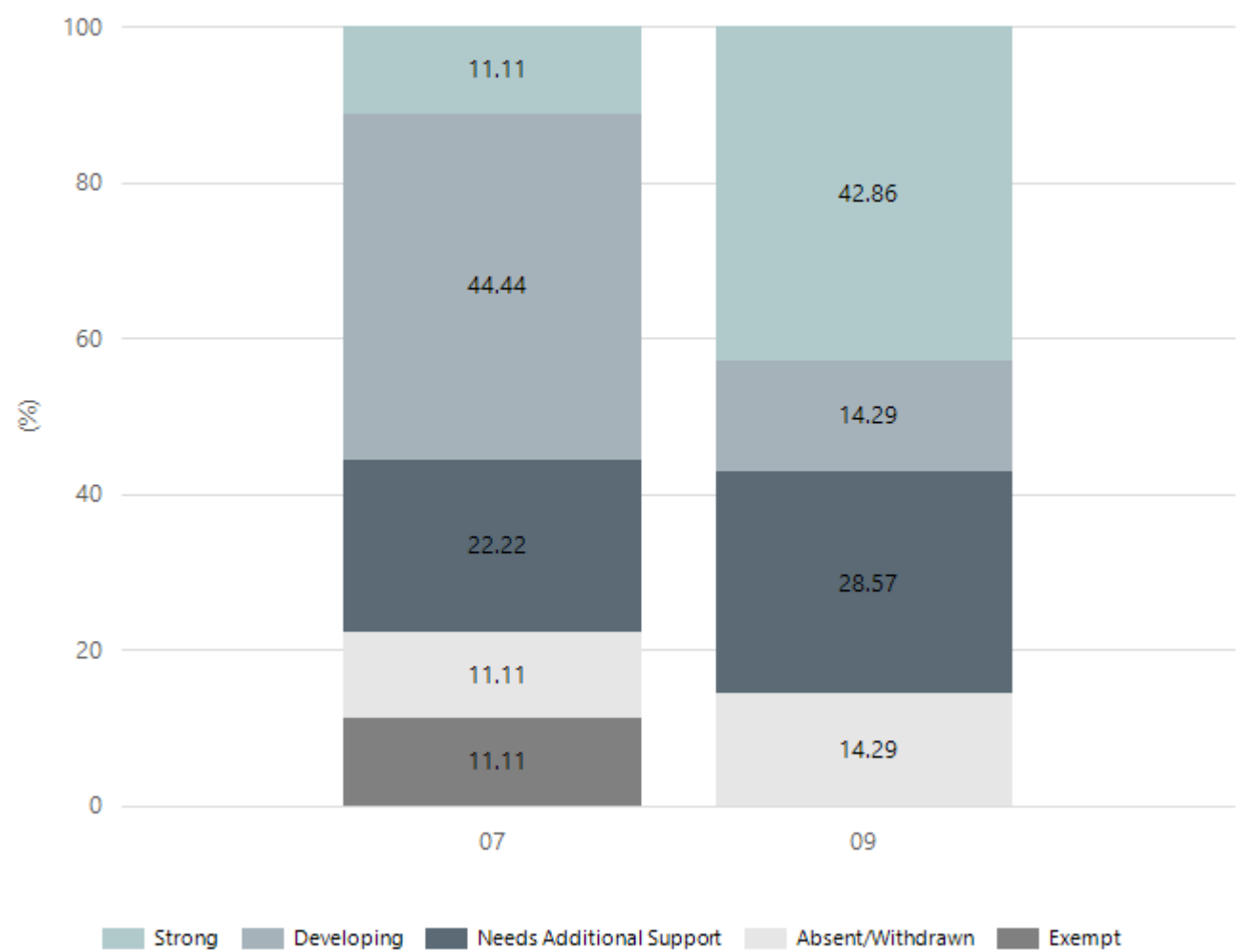
Numeracy



Year Level	07	09
Strong	2	1
Developing	2	4
Needs Additional Support	3	1
Absent/Withdrawn	1	1
Exempt	1	
Total	9	7

Data Source: Department for Education Assessment Data Holdings, 2023. When there are less than six students in a cohort, no data is supplied. Only data for Aboriginal learners is displayed.

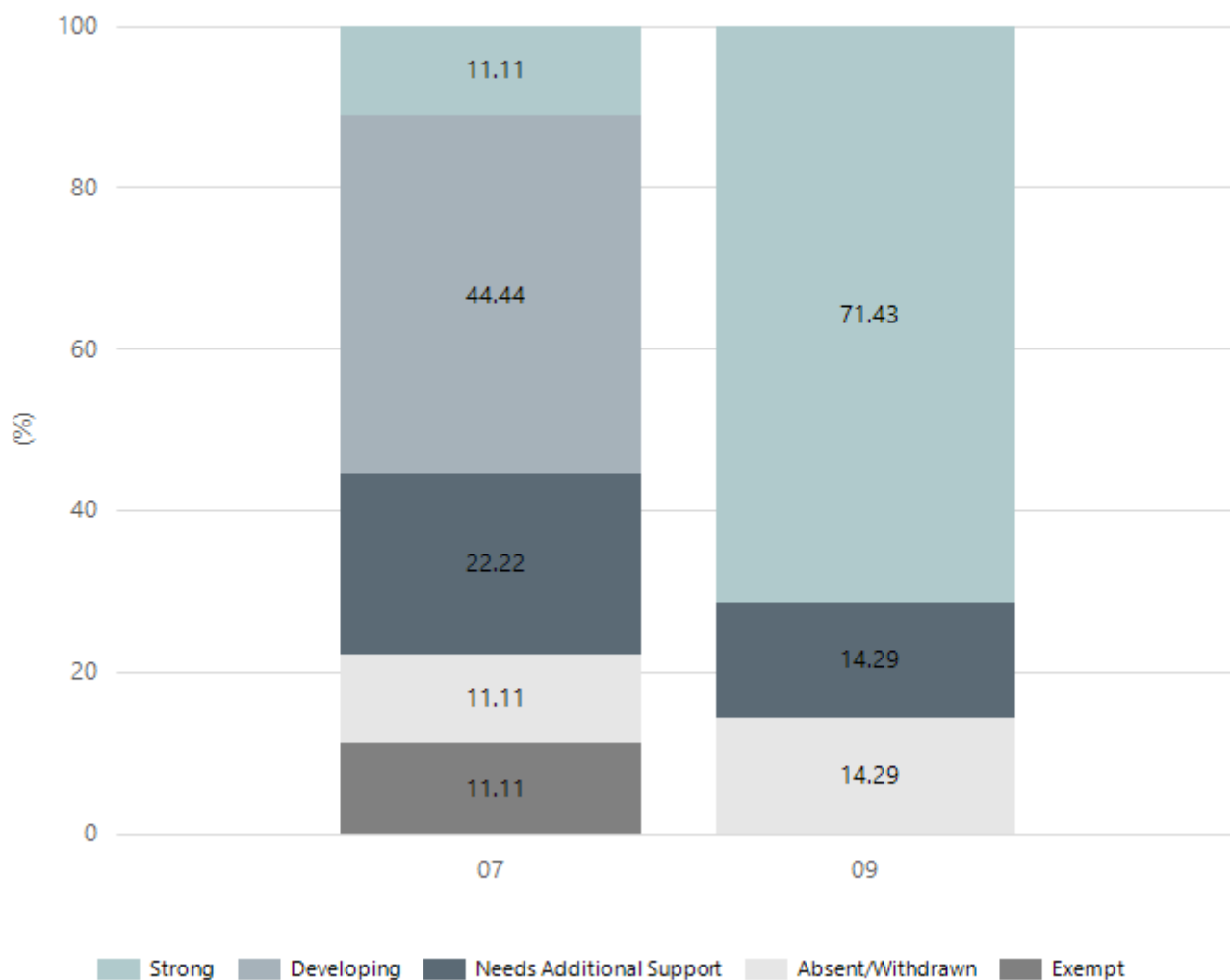
Reading



Year Level	07	09
Strong	1	3
Developing	4	1
Needs Additional Support	2	2
Absent/Withdrawn	1	1
Exempt	1	
Total	9	7

Data Source: Department for Education Assessment Data Holdings, 2023. When there are less than six students in a cohort, no data is supplied. Only data for Aboriginal learners is displayed.

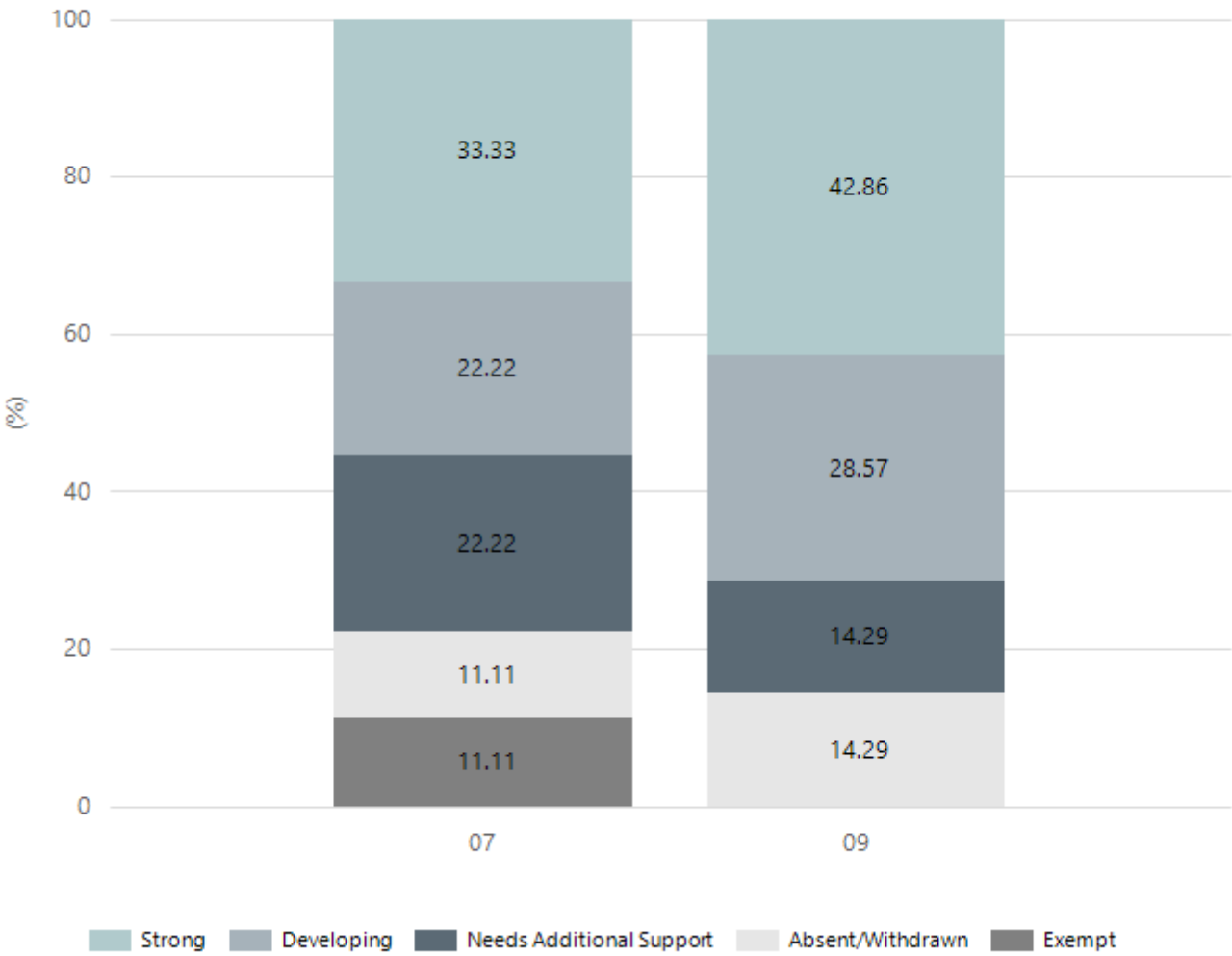
Writing



Year Level	07	09
Strong	1	5
Developing	4	
Needs Additional Support	2	1
Absent/Withdrawn	1	1
Exempt	1	
Total	9	7

Data Source: Department for Education Assessment Data Holdings, 2023. When there are less than six students in a cohort, no data is supplied. Only data for Aboriginal learners is displayed.

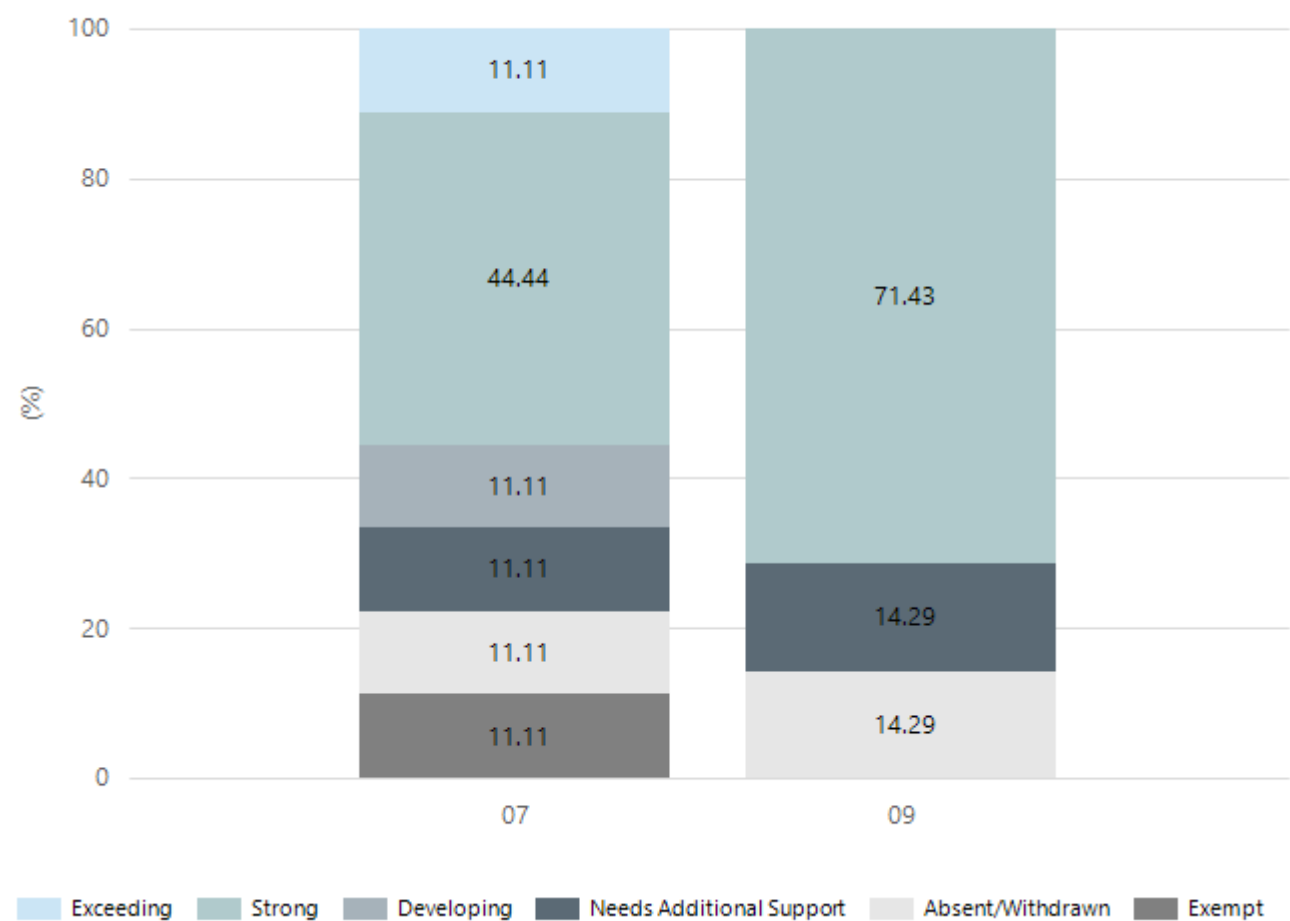
Grammar



Year Level	07	09
Strong	3	3
Developing	2	2
Needs Additional Support	2	1
Absent/Withdrawn	1	1
Exempt	1	
Total	9	7

Data Source: Department for Education Assessment Data Holdings, 2023. When there are less than six students in a cohort, no data is supplied. Only data for Aboriginal learners is displayed.

Spelling



Year Level	07	09
Exceeding	1	
Strong	4	5
Developing	1	
Needs Additional Support	1	1
Absent/Withdrawn	1	1
Exempt	1	
Total	9	7

Data Source: Department for Education Assessment Data Holdings, 2023. When there are less than six students in a cohort, no data is supplied. Only data for Aboriginal learners is displayed.

South Australian Certificate of Education - SACE

SACE Stage 2 Grades - Percentage of grades that are C- or above for attempted SACE subjects (SEA)

2020	2021	2022	2023
98%	98%	99%	99%

Data Source: SACE School Data Reports, as of February 2023 for 2020-2022. 2023 SACE results are School supplied data. When there are less than six students, no data is supplied. Due to rounding of percentages, total results may not add up to 100%.

SACE Stage 2 Grade Distribution

Grade	2020	2021	2022	2023
A+	2%	3%	2%	2%
A	6%	9%	9%	9%
A-	12%	10%	14%	15%
B+	11%	12%	13%	12%
B	16%	15%	13%	15%
B-	14%	14%	15%	15%
C+	15%	17%	15%	15%
C	15%	13%	14%	12%
C-	5%	5%	6%	4%
D+	1%	2%	1%	1%
D	1%	0%	0%	0%
D-	0%	0%	0%	0%
E+	0%	0%	0%	0%
E	0%	0%	0%	0%
E-	0%	0%	0%	0%

Data Source: SACE School Data Reports, as of February 2023 for 2020-2022. 2023 SACE results are School supplied data. When there are less than six students, no data is supplied. Due to rounding of percentages, total results may not add up to 100%.

SACE Completion - Percentage of completers out of those students who had the potential to complete their SACE in October that year

2020	2021	2022	2023
100%	96%	100%	99%

Data Source: SACE School Data Reports, as of February 2023 for 2020-2022. 2023 SACE results are School supplied data. When there are less than six students, no data is supplied. Due to rounding of percentages, total results may not add up to 100%.

Year 12 Students undertaking Vocational or Trade Training (VET)

	2021	2022	2023
Percentage of Year 12 students undertaking Vocational Training or Trade Training	39%	47%	29%
Percentage of Year 12 students attaining a Year 12 certificate or equivalent VET qualification	32%	37%	24%

Data Source: School supplied data

School Attendance

Year Level	2021	2022	2023
Year 07		86.0%	87.6%
Year 08	87.9%	86.1%	84.2%
Year 09	83.8%	78.0%	83.3%
Year 10	85.3%	80.1%	83.0%
Year 11	87.5%	82.3%	85.3%
Year 12	88.5%	86.1%	85.3%
Secondary Other	83.8%	84.9%	85.4%
Total	86.1%	83.4%	84.9%

Data Source: Department for Education Attendance Data, Semester 1 Report 2023. A blank cell indicates there we no students enrolled. 'Primary Other' includes students enrolled in specialised education options. 'Secondary Other' includes students who have already spent a year at Year 12 and elected to undertake further study at Year 12.

Attendance Comment

In South Australia, all children and young people must be in school from 6 years to 16 years old. They must attend a government or non-government school full time. From age 16 to 17 however, young people must attend school or an approved learning program (such as an apprenticeship, traineeship, accredited course or university). Schools and parents must encourage and support students to come to school every day. Parents and caregivers must make sure their child is enrolled in a school, and attends school all day and everyday it is open, unless a child is sick or has an approved exemption. Teachers and leaders actively follow up when a student misses school, including recording all absences and non-attendance. All schools in South Australia have local attendance procedures governed under the Education and Children's Services Regulations 2020.

Parent Opinion Survey Results

Proportion of agree/strongly agree response(%)

2021 2022 2023



Data Source: 2023 Department for Education Parent Opinions Survey, Term 3 2023.

Intended Destination

Leave Reason	Number	%
EX - EXEMPTION	8	7.0%
NG - ATTENDING NON-GOV SCHOOL IN SA	17	16.0%
OV - LEFT SA FOR OVERSEAS	24	22.0%
PE - PAID EMPLOYMENT IN SA	6	6.0%
SM - SEEKING EMPLOYMENT IN SA	14	13.0%
TG - TRANSFERRED TO SA GOVERNMENT SCHOOL	31	29.0%

Data Source: Department for Education Destination Data Report, 2023. Data extract term 3 2023. Data shows recorded destinations for students that left the school in the previous year. Data is uploaded by schools in term 3 and may not reflect final or total figures at time of report creation.

Highest Qualifications held by the teaching workforce and workforce composition

All teachers at this school are qualified and registered with the SA Teachers Registration Board.

Qualification Level	Number of Qualifications
Bachelor's degrees or Diplomas	77
Postgraduate Qualifications	58

Data Source: Data extracted from Mandatory Workforce Information Collections as on the last pay date of June 2023. As self-reported by staff in the system.

Please note: Data includes staff who are Actively employed and on extended paid leave. Please note only the highest qualification of the Teaching staff is reported. Excludes any number of other certifications earned.

Workforce composition including indigenous staff

	Teaching Staff		Non-Teaching Staff	
	Indigenous	Non-Indigenous	Indigenous	Non-Indigenous
Full-Time Equivalents	1.0	124.2	1.9	47.6
Persons	1.0	134.0	2.0	61.0

Data Source: Data extracted from Mandatory Workforce Information Collection as on the last pay date of June 2023.

Please note: Data includes staff who are actively employed and on extended paid leave.
"Indigenous category" is self-reported by staff in the system.

Financial Statement

Funding Source	Amount
Grants: State	\$893,865
Grants: Commonwealth	\$62,000
Parent Contributions	\$863,678
Fund Raising	\$5,201
Other	

Chairperson's Report 2023

The 2023 school year commenced at Golden Grove High School with approximately 1639 students, 195 staff, and with Peter Kuss as the Principal.

Our Governing Council, in partnership with the principal and the leadership team, assists in managing the non-teaching areas of the school, including the provision of grounds, facilities and services. During the 2023 year, our Governing Council members were involved in various areas of school management and attended school events as follows:

Finance Advisory Committee

Our finance advisory committee consists of the Principal, Business Leader, Staff Rep, Chairperson and Treasurer. Meetings are held twice per term to review the school finances prior to presentation at Governing Council. Interim and final annual budgets are also reviewed at various times during the year. 2023 saw the ongoing refinement of school finance reports, along with the change to a more simplified format for our material and services charges.

Parent Engagement Committee

Our parent engagement committee, which meets three times a term, consists of one of the Assistant Principals, several Governing Council Reps, and parent volunteers. One of the highlights from 2023 would have to be the schnitzel fundraiser night. This was held at the Brahma Lodge Hotel, was reasonably well attended, and helped the Parent Engagement Committee raise funds for new yard equipment for our students.

Grounds Facilities and Services Committee

Our Grounds, Facilities, and Services committee, which meets once a term, consists of the Principal, Business Leader, Grounds Staff, and Governing Council Reps. During the year our committee discussed numerous items, mainly from a repairs and maintenance point of view. It is likely that a Facilities Committee with staff involvement will be established in 2024 to maximise the outcomes with budget spending.

Year 12 Graduation Night

Our Governing Council Chairperson attended the Year 12 graduation night held at the school. This was a great event, with Federal, State, and Local Government members attending. Importantly, all students graduating were individually recognised. With the Governing Council being involved behind the scenes helping to ensure the right facilities are provided for a good teaching and learning environment, it was good to be there to also celebrate their learning achievements.

Year 7 Parent and Caregiver Information Night - BBQ

Several of our Governing Council members assisted with hosting a BBQ for the Year 7 Parent and Caregiver Information Night. The community BBQ was held to welcome the Year 7 students and their families who will be joining the school in 2024. Students and their families then attended the formal presentations in the DRMC.

Asia Oasis – Ginger Lemongrass Festival

In 2023, Golden Grove High played host to the first ever Asia Oasis festival to be held this side of the city. The Ginger Lemongrass Festival as it was officially titled, was held over a three-day period, and saw our school oval transformed into a place of entertainment and fabulous food experiences. Our school community had exclusive access during the first day, after which the wider community could then take part. The lantern display especially at night was quite a sight.

One+ Combined Boards Dinner

Our Governing Council members were invited to the annual One+ Combined Boards Dinner in August 2023. The One+ plus alliance is a unique collaboration between Golden Grove High, Gleeson College, and Pedare Christian College. Being on the same campus,

this alliance enables the sharing of resources, facilities, and learning. The dinner presented as a worthwhile opportunity for the Governing Council members of all three schools to interact with one another.

An important part of any school community is the engagement and involvement of parents. One of the ways to become involved is to be a volunteer at the school. The volunteers work in various areas of the school and enable the successful running of our school programs and committees. In recognition of our volunteers, each year Blair Boyer MP presents the Wright Volunteer Award. The 2023 award was presented to Cheryl who provided valuable support to the finance team during the transition of their staff.

In recent years our school has been quite fortunate in receiving some major investment funding for new facilities, including the new middle school and year 12 buildings. The original school which opened in 1989 however does require maintenance. One example of this maintenance would be the need to upgrade the Quadrangle Area (which is currently under review). Preliminary plans for a new gymnasium are also being considered. These types of projects will need significant financial support.

We should all thank our Principal, Peter Kuss, the leadership team, our teachers, and support staff for continuing to provide a high standard of teaching and learning. This is by no means a simple task when recognising the number of students, staff and parents involved.

I would also like to take this opportunity to personally thank all 2023 Governing Council members for their hard work and support. Our team is a great group of people that work well together, making effective decisions for the benefit of the whole school community. Finally, thanks for the opportunity to be Chairperson. 2023 was my first year on the Governing Council, and I look forward to continuing my involvement in 2024.

Darren Walker

Golden Grove High School - Governing Council Chairperson 2023