



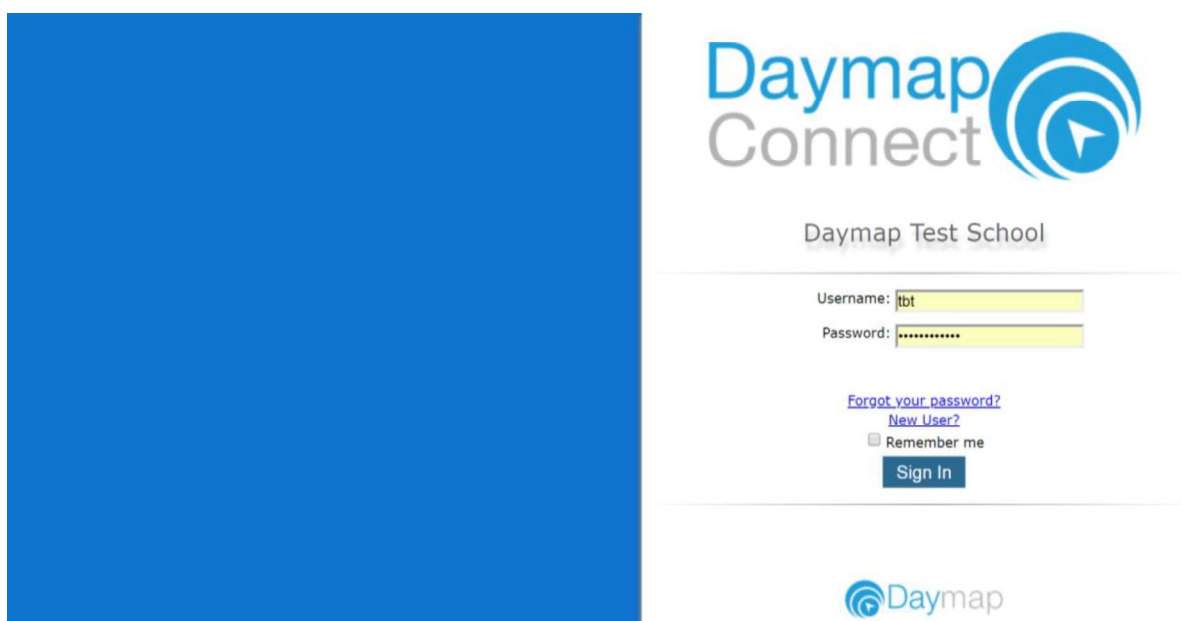
Daymap Connect

Daymap Connect is an extension of the Daymap Learning Management System. It is a Parent Portal, and combines communication and student management, by providing parents with access to key school and student information on their child's learning behaviour, progress and performance.

Accessing Daymap Connect

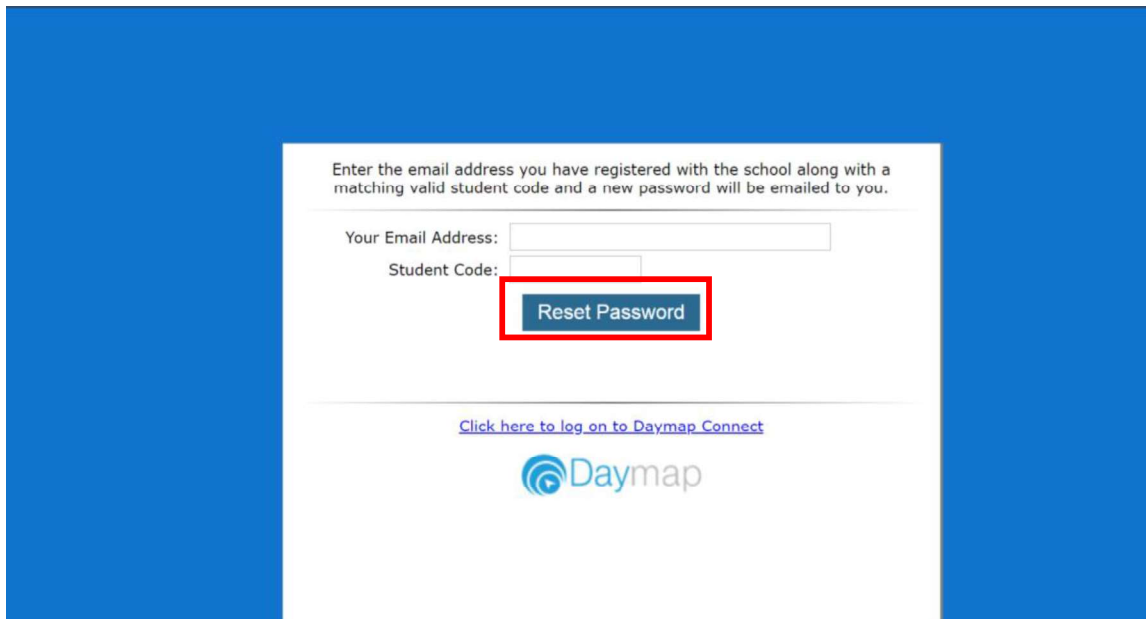
Daymap Connect can be accessed using a login and password per parent (with the option to provide multiple logins). The easy-to-use system allows parents to create and manage their own accounts for Daymap Connect, and enables them to access details for all of their children enrolled in the school, anywhere and anytime.

The Daymap Connect **log in screen** is shown below. This can be found by using the URL address that the school has provided.



The image shows a screenshot of the Daymap Connect login interface. On the left is a large blue rectangle. On the right, the 'Daymap Connect' logo is displayed above the school name 'Daymap Test School'. Below this, there are input fields for 'Username' (containing 'tbt') and 'Password' (masked with dots). There are links for 'Forgot your password?' and 'New User?'. A 'Remember me' checkbox is present, and a 'Sign In' button is at the bottom. The Daymap logo is at the very bottom right.

To create a new account as a new user, select the **New User** option. Once prompted on the next screen, enter your email address (this must be the email registered at the school) and a student code (this will be provided by the school). Once details have been entered, click on **Reset password**. A username and password will be sent instantly to your email account.

A screenshot of a web form for resetting a password on the Daymap Connect platform. The form is centered on a blue background. At the top, it says "Enter the email address you have registered with the school along with a matching valid student code and a new password will be emailed to you." Below this, there are two input fields: "Your Email Address:" and "Student Code:". A red rectangular box highlights a "Reset Password" button located below the "Student Code:" field. Below the input fields, there is a link that says "Click here to log on to Daymap Connect" and the Daymap logo at the bottom.

Note: Due to security reasons, Daymap is unable to assist if there is an issue with accessing your account. For assistance, please contact your child's school.

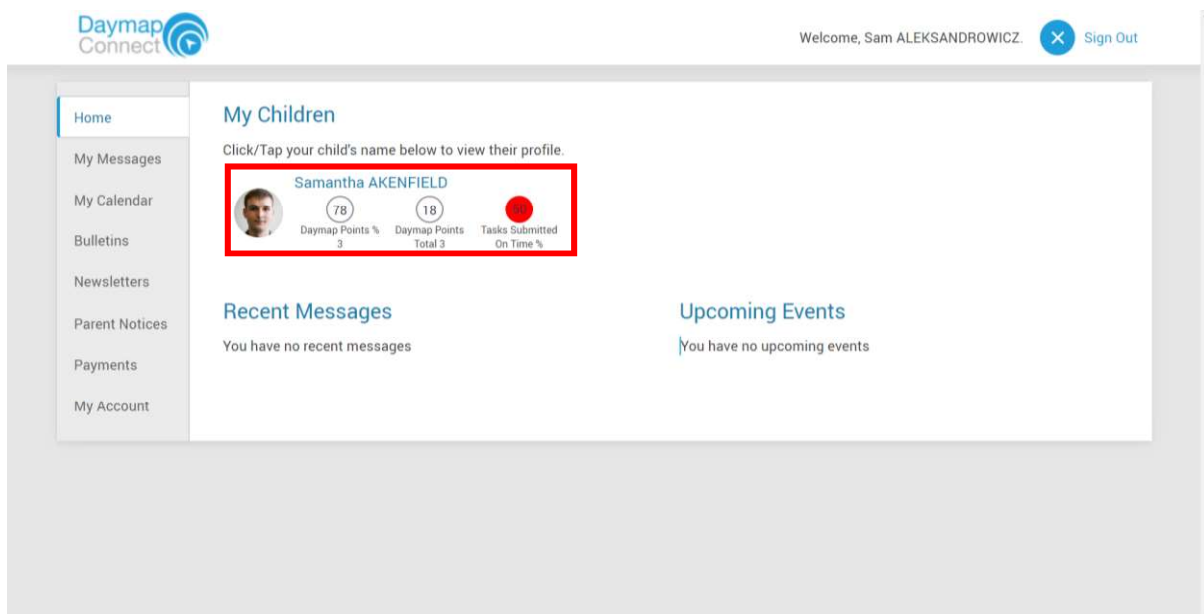
Daymap Connect

The Daymap Connect Parent Portal can be navigated via the many tabs on the left side of the window to view any parent messages, a calendar of events, bulletins, newsletters, parent notices and account details. This will help parents navigate and locate various information for their children.

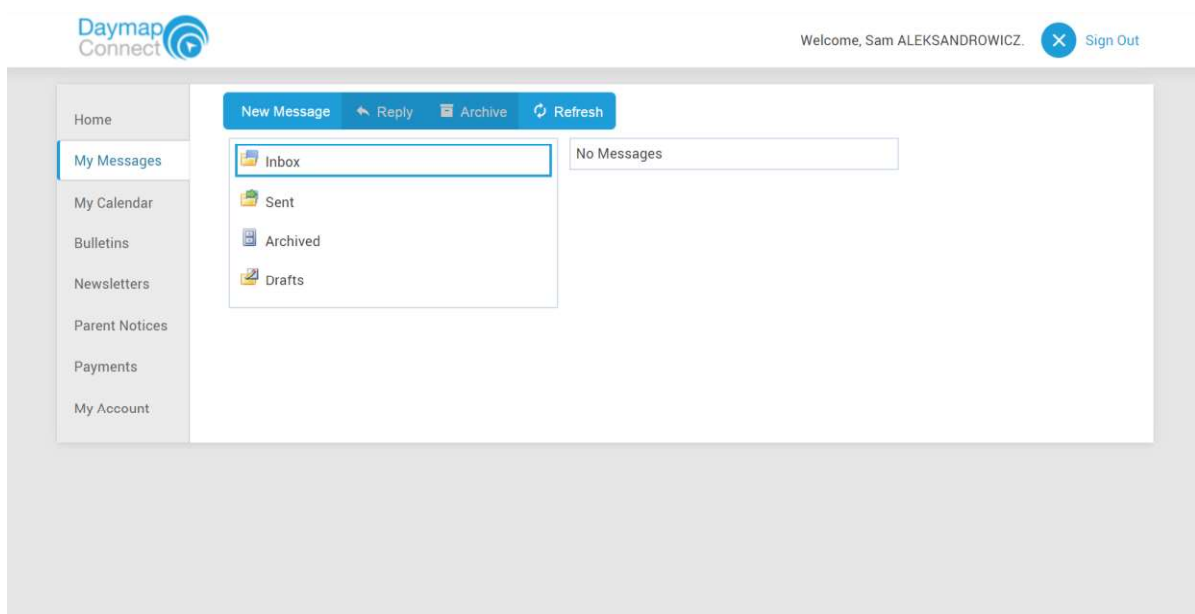
Daymap Connect includes:

- *Home tab*
This is the main page of the Parent Portal. On this page, you will see recent messages, student summaries and upcoming events. This page also provides a summary of student indicators for each child. The indicators displayed on the Home tab will depend on the permissions and configurations set by the school.

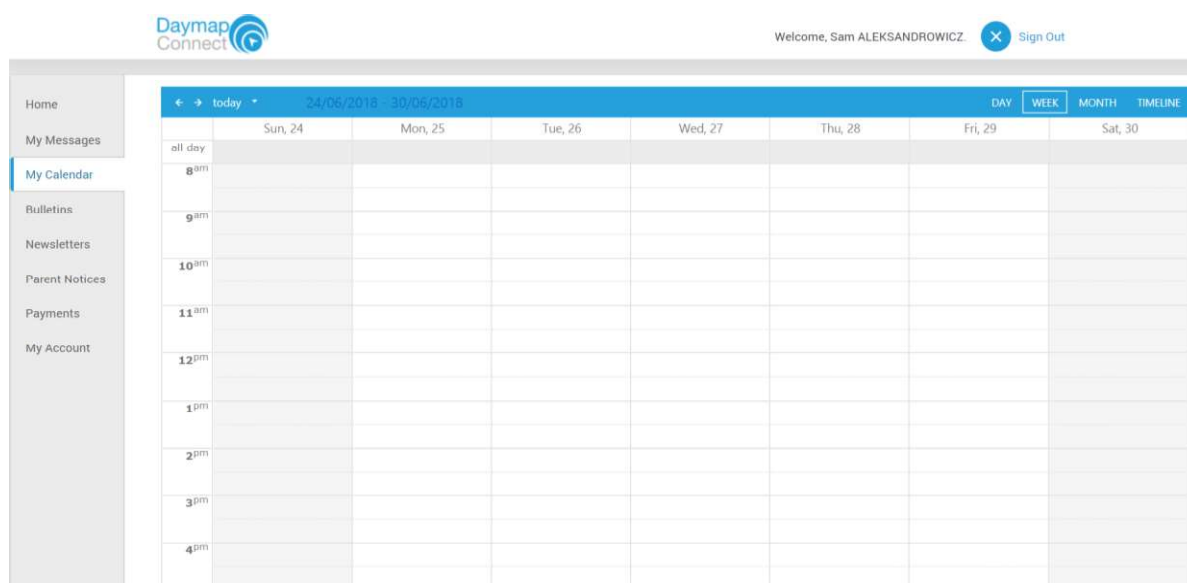
Clicking on the **child's name** will open up their student profile, which provides detailed overview of their attendance, assessments and records.



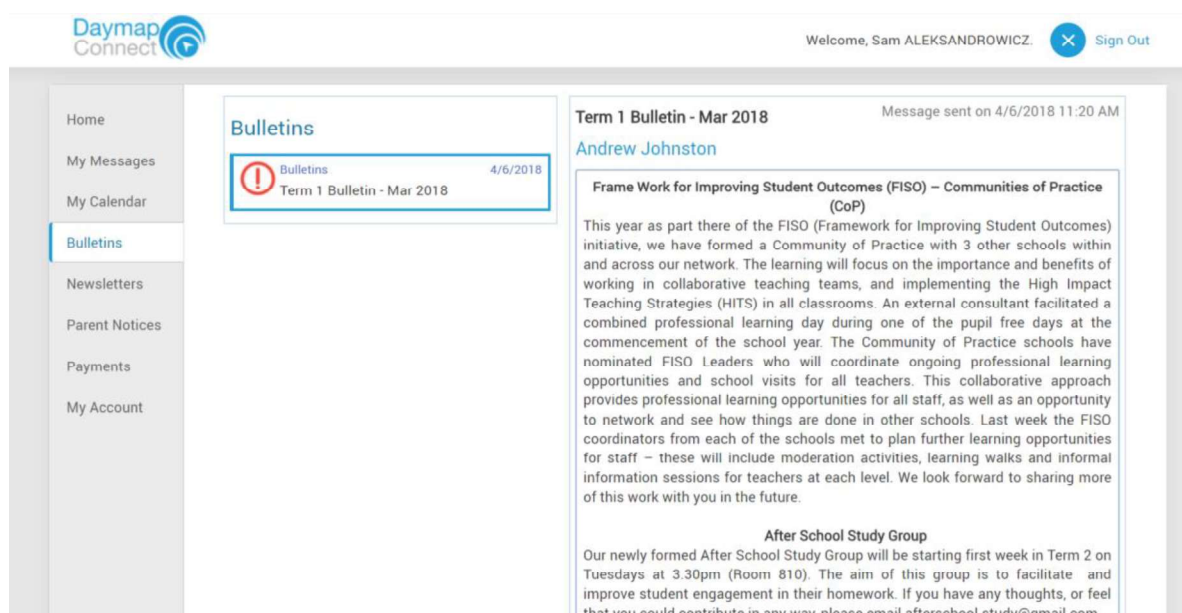
- My Messages tab**
 This shows all messages received and sent from the parent portal. This enables you to easily contact teachers about any issues of importance: excursions, reminders, personal matters etc. This is a fantastic tool to keep you up to date and aware of what's happening in your child's classroom. You are able to reply to received messages and receive email notifications on unread Daymap messages.



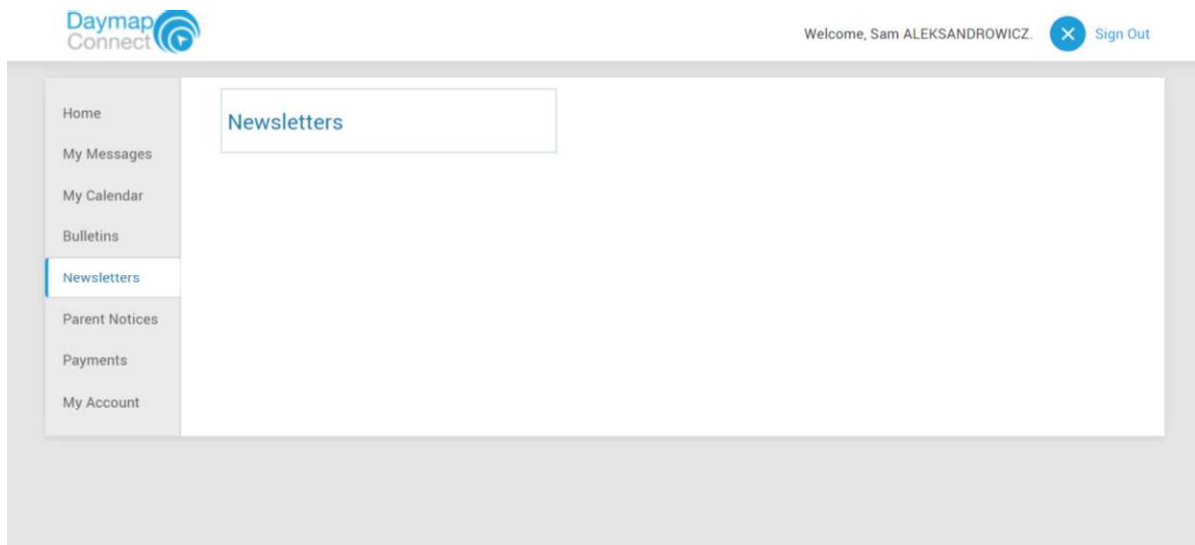
- **My Calendar tab**
This provides an overview of all school based events for the year, such as upcoming school holidays, excursions and parent teacher interviews. The Calendar can be viewed by Day, Week, Month and Timeline.



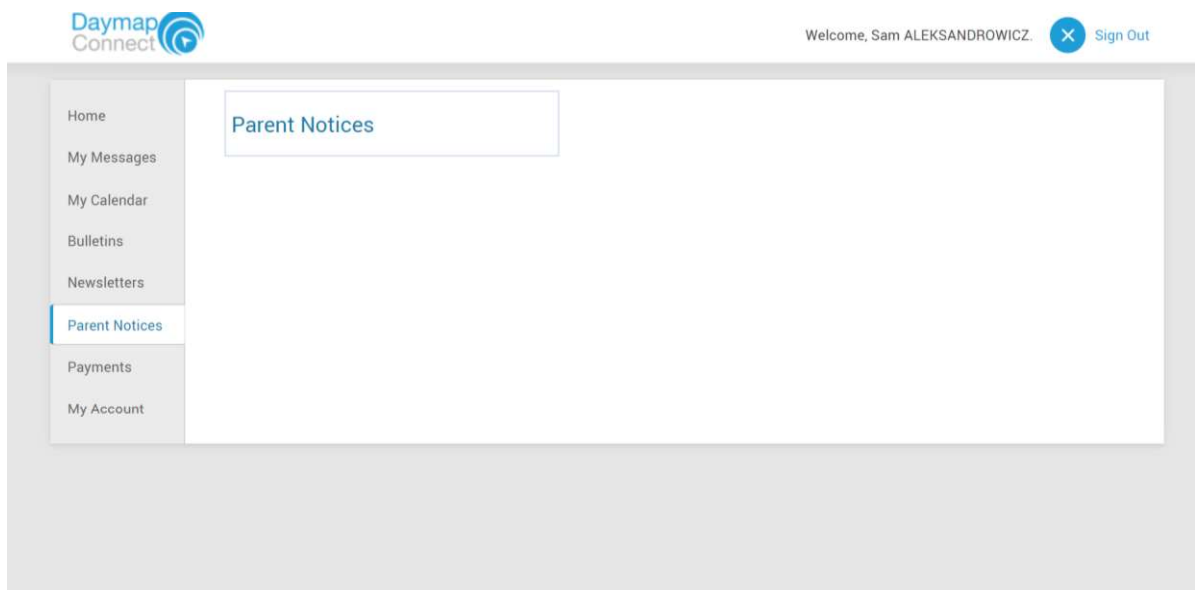
- **Bulletins tab**
This shows all bulletins posted by the school. The Bulletin is a broadcast tool used by the school to communicate information to large or targeted groups within the school.



- **Newsletters tab**
This shows all newsletters posted by the school.

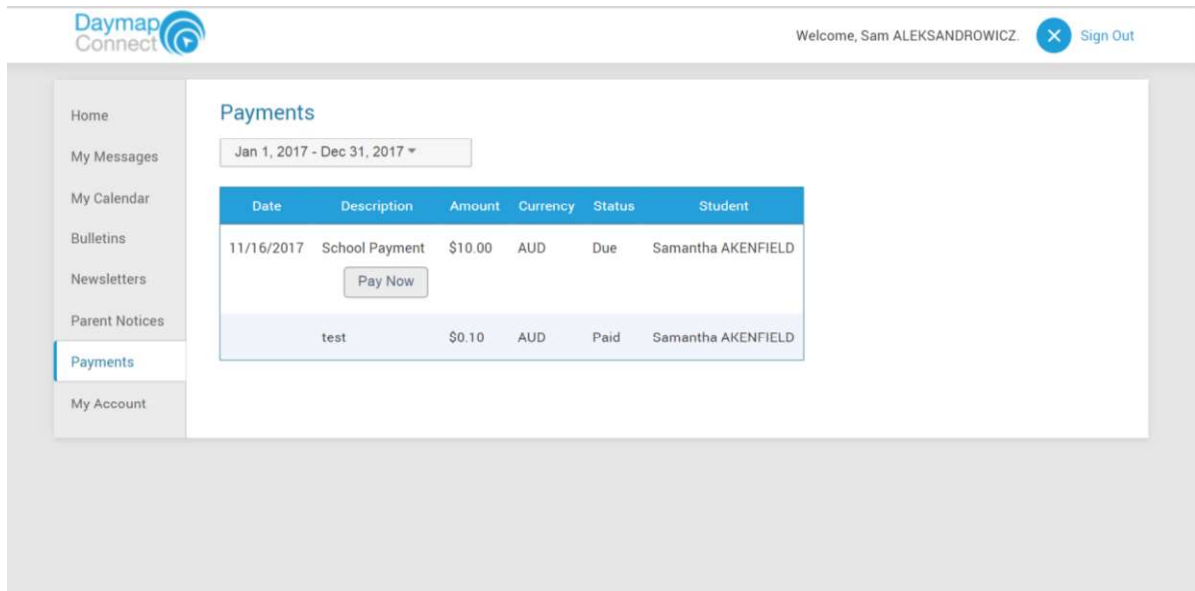


- **Parent Notices tab**
This displays all parent notices that relates to their child.



- **Payments tab**

This lists all future and past payments related to the child. This includes payments for school fees, excursions, and school materials. The list of payments can be filtered to a selected year or date.

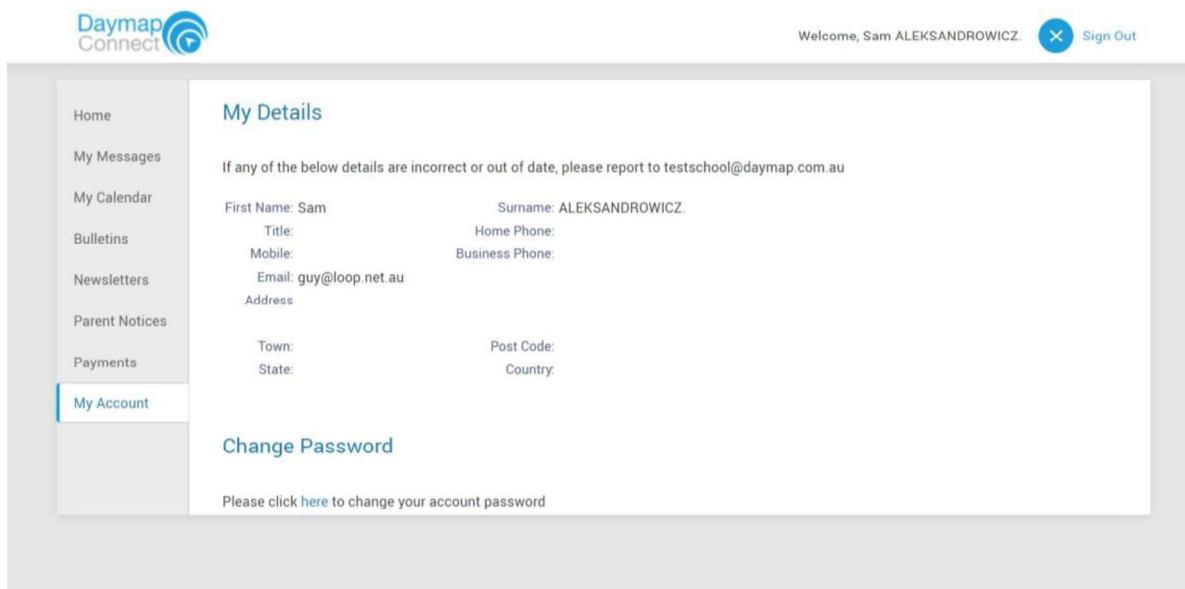


The screenshot shows the 'Payments' tab in the Daymap Connect system. The top navigation bar includes the Daymap Connect logo, a welcome message for 'Sam ALEKSANDROWICZ.', and a 'Sign Out' button. The left sidebar contains links to Home, My Messages, My Calendar, Bulletins, Newsletters, Parent Notices, Payments (selected), and My Account. The main content area is titled 'Payments' and features a date range filter set to 'Jan 1, 2017 - Dec 31, 2017'. Below the filter is a table with columns: Date, Description, Amount, Currency, Status, and Student. The table contains two rows: one for a 'School Payment' of \$10.00 AUD due on 11/16/2017, and another for a 'test' payment of \$0.10 AUD paid. A 'Pay Now' button is visible next to the first row.

Date	Description	Amount	Currency	Status	Student
11/16/2017	School Payment	\$10.00	AUD	Due	Samantha AKENFIELD
	test	\$0.10	AUD	Paid	Samantha AKENFIELD

- **My Account tab**

This shows all relevant contact details of the child, and provides the option for parents to change the account password.



The screenshot shows the 'My Account' tab in the Daymap Connect system. The top navigation bar is identical to the previous screenshot. The left sidebar has 'My Account' selected. The main content area is titled 'My Details' and includes a message: 'If any of the below details are incorrect or out of date, please report to testschool@daymap.com.au'. Below this is a form with fields for: First Name (Sam), Surname (ALEKSANDROWICZ.), Title, Home Phone, Mobile, Business Phone, Email (guy@loop.net.au), Address, Town, Post Code, State, and Country. At the bottom of the main content area is a 'Change Password' section with a link to change the password.

My Details

If any of the below details are incorrect or out of date, please report to testschool@daymap.com.au

First Name: Sam Surname: ALEKSANDROWICZ.

Title: Home Phone:

Mobile: Business Phone:

Email: guy@loop.net.au

Address:

Town: Post Code:

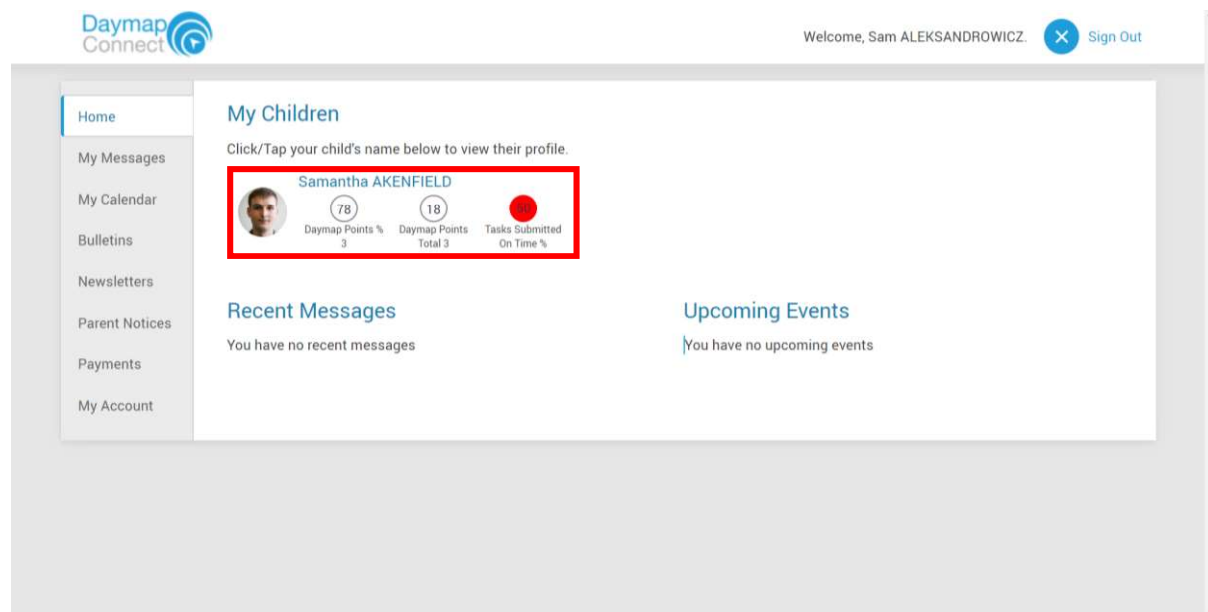
State: Country:

Change Password

Please click [here](#) to change your account password

Student Profile

From the Daymap Connect home page, you can click on any of your child's name to view their student profile which provides more detailed information on their attendance, assessments and records. This allows parents to keep track of their child's behaviour and learning progress in school.



The top of the Student Profile outlines the total number of unapproved absences, student records and student notes for the student. The Student Profile contains many tabs on the side, which includes:

- *Home tab*
This displays a snapshot of:
 - Student Activity (Notes and records)
 - Tasks and Homework
 - Upcoming Events

Student notes and records are listed in chronological order, and includes detention, behaviour management and excursion records; as well as high priority notes. All tasks and homework are shown with the set due date. Upcoming events displays student timetable for the upcoming week.

Welcome, Sam ALEKSANDROWICZ.
Home
Sign Out

Samantha AKENFIELD

Last 7 days
Unapproved absences: 5 Records: 5 Notes: 5

- Home
- Calendar
- This Week
- Attendance
- Assessment
- Reports
- Records
- My Account

Student Activity

Week 25 Full Year starting Monday, June 18, 2018

- Behaviour Management** 6/21/2018
- Behaviour Management** 6/21/2018

Week 23 Full Year starting Monday, June 4, 2018

- Detention** 6/7/2018

Tasks and Homework

- Task** Exam Sem 1 Maths Exam **Overdue. Work has not been received** MathsH Andrew Johnston Due: 6/22/2018
- Task** Assignment Expository writing EnglishG Andrew Johnston Set: 6/15/2018

Upcoming Events

Week 26, Full Year

- Calendar tab**
 This shows a weekly calendar view of the student timetable. On the right side, there are checkboxes to enable the timetable to display tasks and/or class lessons. The buttons on top of the timetable filters it according to Day, Week, Month or Timeline view.

Welcome, Sam ALEKSANDROWICZ.
Home
Sign Out

Samantha AKENFIELD

Last 7 days
Unapproved absences: 5 Records: 5 Notes: 5

- Home
- Calendar**
- This Week
- Attendance
- Assessment
- Reports
- Records
- My Account

← today 24/06/2018 - 30/06/2018 DAY WEEK MONTH TIMELINE

	Sun, 24	Mon, 25	Tue, 26	Wed, 27	Thu, 28	Fri, 29	Sat, 30
all day	Expository writing						
8 ^{am}							
9 ^{am}		Graphic Art ATR	EnglishG 7RR	Graphic Art ATR	MathsH 7RR	Religious Ed'n.D 7RR	
10 ^{am}		Graphic Art ATR		Religious Ed'n.D 7RR	Phys. Ed. 7RR	EnglishG 7RR	
11 ^{am}		EnglishG 7RR		HistoryS 7RR	Religious Ed'n.D 7RR	HistoryS 7RR	
12 ^{pm}		MathsH 7RR	Religious Ed'n.D 7RR	EnglishG 7RR	Science	MathsH 7RR	
1 ^{pm}							
2 ^{pm}		EnglishG /RR	HistoryS /RR	Phys. Ed. /RR	HistoryS /RR	FrenchE /RR	

- **This Week tab**

This will show your child's timetable, and class attendance for the week at a glance, and in real time. Attendance symbols will also be illustrated on the timetable. **Blue ticks** represents present, **blue crosses** represents approved absences, whereas **red crosses** represents unapproved absences. Other symbols such as the **L** means that the student was late to class, and **⦿** shows unmarked rolls. This tab also displays any Assessment Tasks and Homework for the week, which you can click on to further view all assessment information and any attachments added to the task.

The screenshot shows the 'This Week' tab in the Daymap Connect interface for student Samantha Akenfield. The interface includes a sidebar with navigation options: Home, Calendar, This Week (selected), Attendance, Assessment, Reports, Records, and My Account. The main content area displays the weekly timetable starting on 24/06/2018. The timetable is organized by day (Mon 25/6 to Fri 29/6) and time slots (Before School, Period 1-6, Lunch, After School, Test Period). Each slot contains a subject name and a status symbol (blue tick for present, blue cross for approved absence, red cross for unapproved absence, L for late, or ⦿ for unmarked roll). Below the timetable, there is a 'Symbols' section explaining the icons and a 'Tasks and Homework' section with a link to 'Assessment'.

- **Attendance tab**

This displays an overview of the Attendance Map, and Attendance Rate for the student for each individual class across the school year. The coloured visual representation outlines patterns in attendance rates.

The screenshot shows the 'Attendance' tab in the Daymap Connect interface for student Samantha Akenfield. The sidebar navigation options are the same as in the 'This Week' tab. The main content area displays the 'Attendance Map' for the year 2018, showing attendance data for each month (January to June) and day of the week. The map uses color coding to represent attendance status: green for Present, red for Unapproved Absence, yellow for Approved Absence, orange for Late, grey for No Classes, and light blue for Weekend / Holiday. Below the map is an 'Attendance Map Legend' explaining the color coding. At the bottom, there is an 'Attendance Rates' section with a table showing attendance data for each class.

Class	Code	Teacher	Lessons	Approved	Unapproved	Cancelled	% Attendance	% Unapproved
EnglishG								

- **Assessment tab**

This provides the student's assessment overview, which includes:

- All current assessment tasks for each class
- Assessment schedule
- Course outlines
- Assessment plan
- Published results

These information can be filtered to a specific class using the drop down menu at the top.

The **Current Tasks** tab shows assessment information such as due date, further comments or instructions, learning areas assessed, relevant attachments and the status of the task.

The screenshot shows the 'Assessment' tab in the Daymap Connect interface. At the top, there's a header with the user's name 'Samantha AKENFIELD', a profile picture, and statistics: 'Last 7 days', 'Unapproved absences: 5', 'Records: 5', and 'Notes: 5'. A sidebar on the left contains navigation links: Home, Calendar, This Week, Attendance, Assessment (selected), Current Tasks, Schedule, Outline, Assessment Plan, and Results. The main content area is titled 'Current Tasks' and features a dropdown menu set to 'All Classes'. Below this, there are two sections for 'Assessment Tasks'. The first section, 'Week 24 Full Year starting Monday, June 11, 2018', shows an 'Assignment EnglishG' with the title 'Expository writing' and a due date of 'Set: 6/15/2018'. The second section, 'Week 17 Full Year starting Monday, April 23, 2018', shows an 'Assignment EnglishG' with the title 'Travel Project' and a due date of 'Due: 4/27/2018'. A red status message 'Overdue. Work has not been received' is displayed next to the Travel Project.

The **Schedule** tab shows all assessment tasks scheduled throughout the year. This can be viewed by class or for all classes. Hover the cursor over the task for more information. Selecting the **Assessment Task** will open Assessment Task information.

The screenshot shows the 'Schedule' tab in the Daymap Connect interface. The header and sidebar are identical to the previous screenshot. The main content area is titled 'Schedule' and features a dropdown menu set to 'All Classes'. Below this is a calendar view showing assessment tasks scheduled throughout the year. The calendar has columns for each day of the week (S, M, T, W, T, F, S) and rows for each month (January, February, March, April, May). Tasks are represented by horizontal bars of different colors. In January, tasks include 'Test V10', 'Listening test', 'Portrait painting', 'Vikings Assignment', 'Roman testing', and 'Energy Report'. In March, there is a 'Travel Project' task. In April, there are 'Travel Budget' and 'Travel Project' tasks. In May, there are 'Budgeting Exam', 'Probability', and 'Probability Assignment' tasks. A red status message 'Bude' is visible next to the 'Travel Project' task in April.

The **Outline** tab shows an outline of the course and units of work for a class, as well as the connected understandings and/or assessment criteria.

The screenshot shows the 'Outline' tab in the Daymap Connect interface. At the top, there's a header with the Daymap Connect logo, a welcome message for Sam Aleksandrowicz, and navigation links for Home and Sign Out. Below this is a user profile for Samantha Akenfield, showing her last 7 days of activity and statistics: Unapproved absences: 5, Records: 5, Notes: 5. A sidebar on the left lists navigation options: Home, Calendar, This Week, Attendance, Assessment (highlighted), Current Tasks, Schedule, Outline, Assessment Plan, Results, and Reports. The main content area is titled 'Outline' and features a dropdown menu set to 'All Classes'. Below this is the 'MathsH Course Outline' section. It includes the 'Course Title: Travel Project (Learning areas of Maths and Geography)' and 'Course objectives:' which are:

- To use Mathematical concepts in real life contexts (World travel)
- To develop an understanding of different cultures across the world
- To be able to plan ahead and develop organisational skills

 At the bottom, there's a table with three columns: Lesson, Outline - content, Resources, and Assessments/Tasks. The first row shows 'LESSON 1 Topic: Exploring countries' and 'Class Discussions:'.

The **Assessment Plan** tab lists all assessment tasks and assessment notes in a diary view. Assessment Notes are similar to Lesson Notes, but it is used to communicate assessment information. Selecting the **Assessment Task** will open Assessment Task information.

The screenshot shows the 'Assessment Plan' tab in the Daymap Connect interface. The header and user profile for Samantha Akenfield are identical to the previous screenshot. The sidebar on the left is the same, but the 'Assessment Plan' option is highlighted. The main content area is titled 'Assessment Plan' and features a dropdown menu set to 'MathsH'. Below this, there's a diary view showing assessment tasks and notes. It lists three weeks:

- Week 12 Full Year starting Monday, March 19, 2018:** Assessment Note 3/23/2018 MathsH, Assessment Task 1: Travel Project.
- Week 13 Full Year starting Monday, March 26, 2018:** Assessment Note 3/29/2018 MathsH, Assessment Task 1: Travel Project.
- Week 18 Full Year starting Monday, April 30, 2018:** Assignment MathsH, Travel Project.

The **Results** tab lists all assessment task results that have been published against the student. Results can be viewed by class or for all classes. There is also an option to display assessments results by listing or tabular format.

Each task can be opened to view teacher feedback and student submitted work. These results are also published in the student's view of Daymap.

The screenshot shows the 'Results' tab in the Daymap Connect interface. At the top, the user is logged in as 'Sam ALEKSANDROWICZ'. The student profile for 'Samantha AKENFIELD' is displayed, showing 'Last 7 days' with 'Unapproved absences: 5', 'Records: 5', and 'Notes: 5'. The left sidebar contains navigation links: Home, Calendar, This Week, Attendance, Assessment, Current Tasks, Schedule, Outline, Assessment Plan, Results (selected), and Reports. The main content area is titled 'Results' and includes filters for 'MathsH' and 'Year: 2018', with options for 'Listing' (selected) and 'Tabular' views. Two assessment results are shown:

Week 21 Full Year starting Monday, May 21, 2018	
Assignment MathsH Andrew Johnston Published: 5/23/2018	Travel Budget Grade: A+ Mark: 98 / 100 Comments: There is huge improvements shown from the previous assignment. Good structure shown for the budget with clear calculations of all expenses. Well done!

Week 18 Full Year starting Monday, April 30, 2018	
Assignment MathsH Andrew Johnston Published: 4/30/2018	Travel Project Grade: A+ Mark: 95 / 100

- **Reports tab**

This shows all Daymap Student Reports that have been published to the Parent Portal. These can be opened and viewed as PDF files.

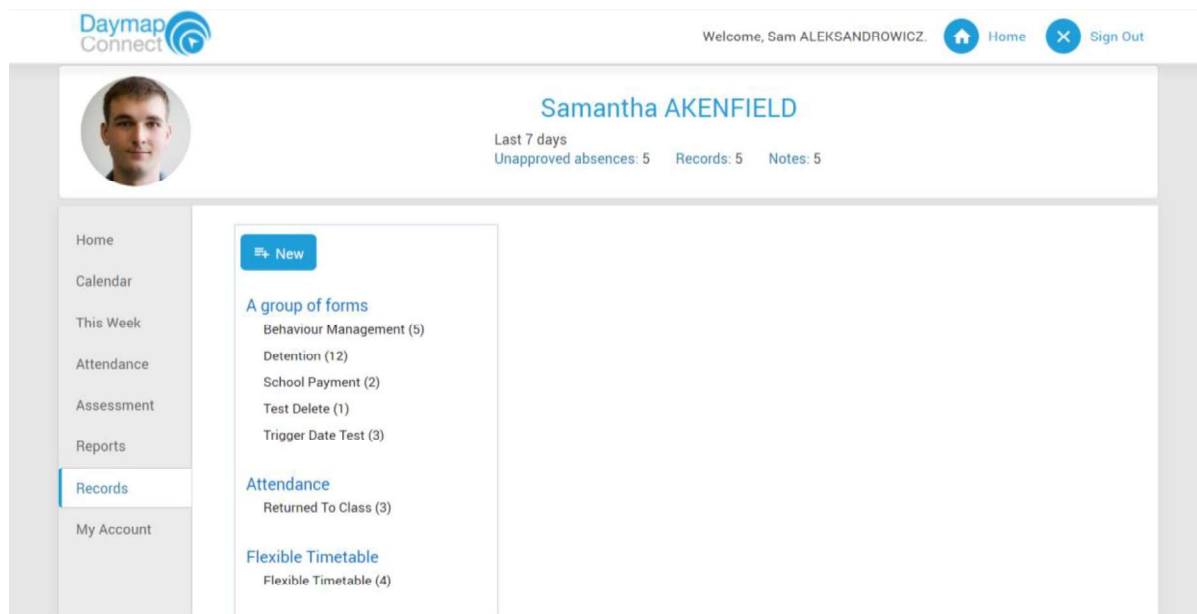
The screenshot shows the 'Reports' tab in the Daymap Connect interface. The user is still logged in as 'Sam ALEKSANDROWICZ'. The student profile for 'Samantha AKENFIELD' is the same. The left sidebar now has 'Reports' selected. The main content area shows a single report entry:

just a blank report that doesn't do anything.pdf uploaded at 2/25/2016 4:53 PM by just a blank report that doesn't do anything

- **Records tab**

This shows Daymap Student Records which provides student information to parents, such as behavioural management, detention and student incidents.

Note: Student records are pre-configured with its own features, functions and report. Any changes to these standard records may risk undesired results.



- **My Account tab**

This provides contact details of the student, and allow parents to change the account password.

